

European Social Survey

**BULGARIAN
PARTICIPATION IN THE
ESS: ACADEMIC AND
POLICY BENEFITS AND
CHALLENGES**

ESS Forum
20 June 2016
Sofia, Bulgaria

Dr. Rory Fitzgerald, Director of ESS ERIC

- Academic cross-national survey measuring attitudes
- Data available to everyone to use
- Face-to-face interviews every 2 years (since 2002)
- Over 350,000 interviews completed
- 7 rounds completed; undertaking fieldwork for 8th
- Won 2005 Descartes Prize
- Became ERIC in 2013
- 2,705 academic publications used data (2003-14)



Variable	Description
...	...
...	...
...	...



- **Chart stability and change to interpret how Europe's social, political and moral fabric is changing**
- **Achieve and spread higher standards of rigour in cross-national research**
- **Introduce soundly-based indicators of national progress**
- **Undertake and facilitate the training of European social researchers**
- **Improve the visibility and outreach of data on social change**

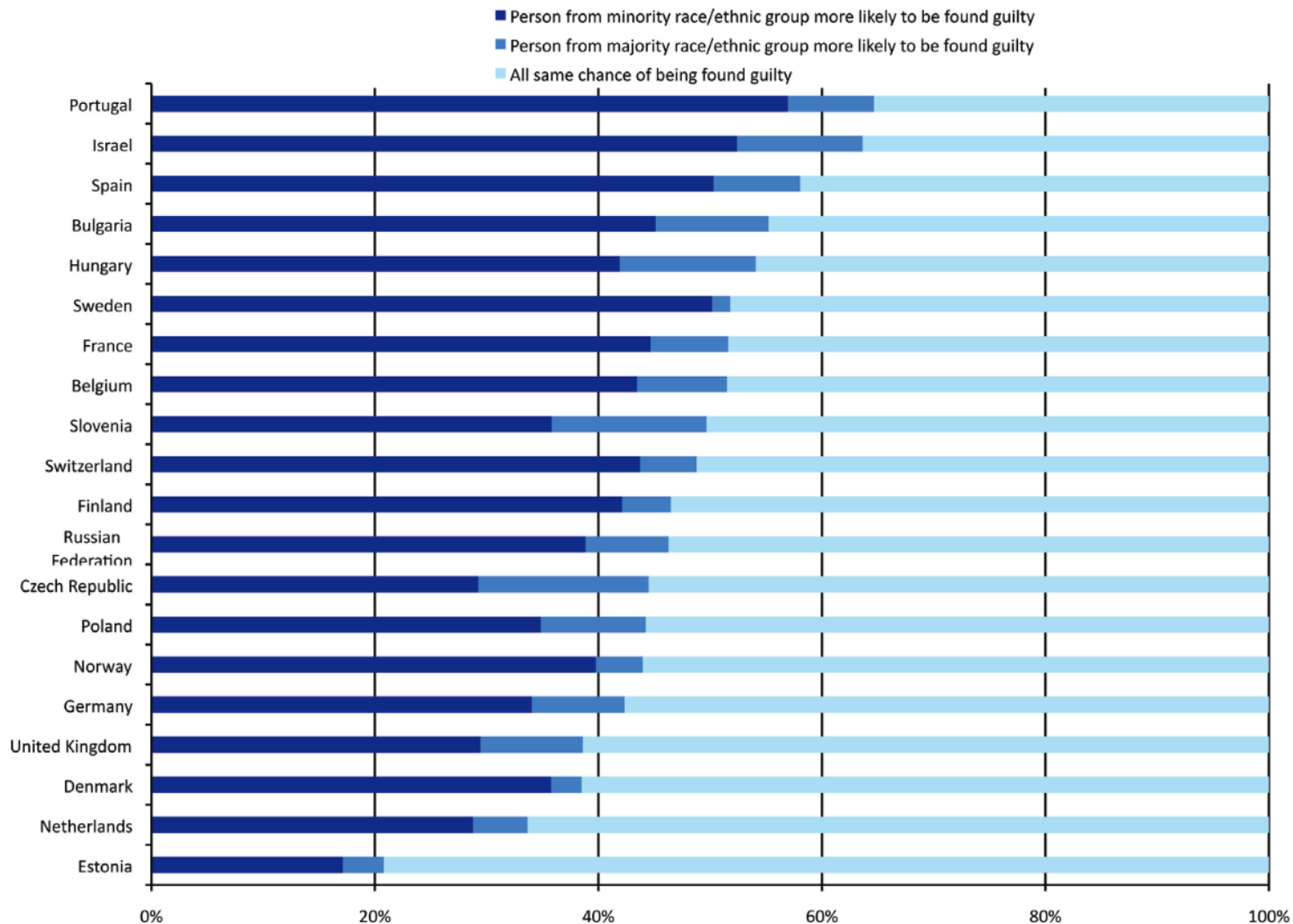
- **Probability samples**
- **Aim for high RR and low non response bias**
- **Face to face interviews**
- **Detailed questionnaire design and pre-testing process**
- **World leading translation protocols**
- **Long fieldwork timetable to ensure representativeness**
- **Transparency to ensure quality**
- **Detailed data processing**
- **Free and quick access to data and documentation**

- **Bulgaria was a member of ESS from 2005-13**
- **Took part in 4 Rounds (Round 3 - Round 6)**
- **352 Registered Users of the data (32nd highest)**
- **Bulgaria features in 26.2% of all academic publications (2003-14)**
- **National Coordinator Lilia Domova (Agency for Social Analysis)**

- **Bulgarians have lowest contact with police in Europe (ESS5)**
- **Israel, Russian Federation and Bulgaria least positive about treatment by police (ESS5)**
- **Least likely of European countries to trust judiciary (ESS5)**
- **ESS trust in justice results were used in the development of Investment Promotion Act (IPA) and the Law on Foreigners in the Republic of Bulgaria**
- **Amongst countries who felt ethnic minority groups are more likely to be found guilty (ESS5)**

Bulgarian results: Justice

Figure 4: Views on how fair the courts are to majority versus majority race/ethnic groups: by country



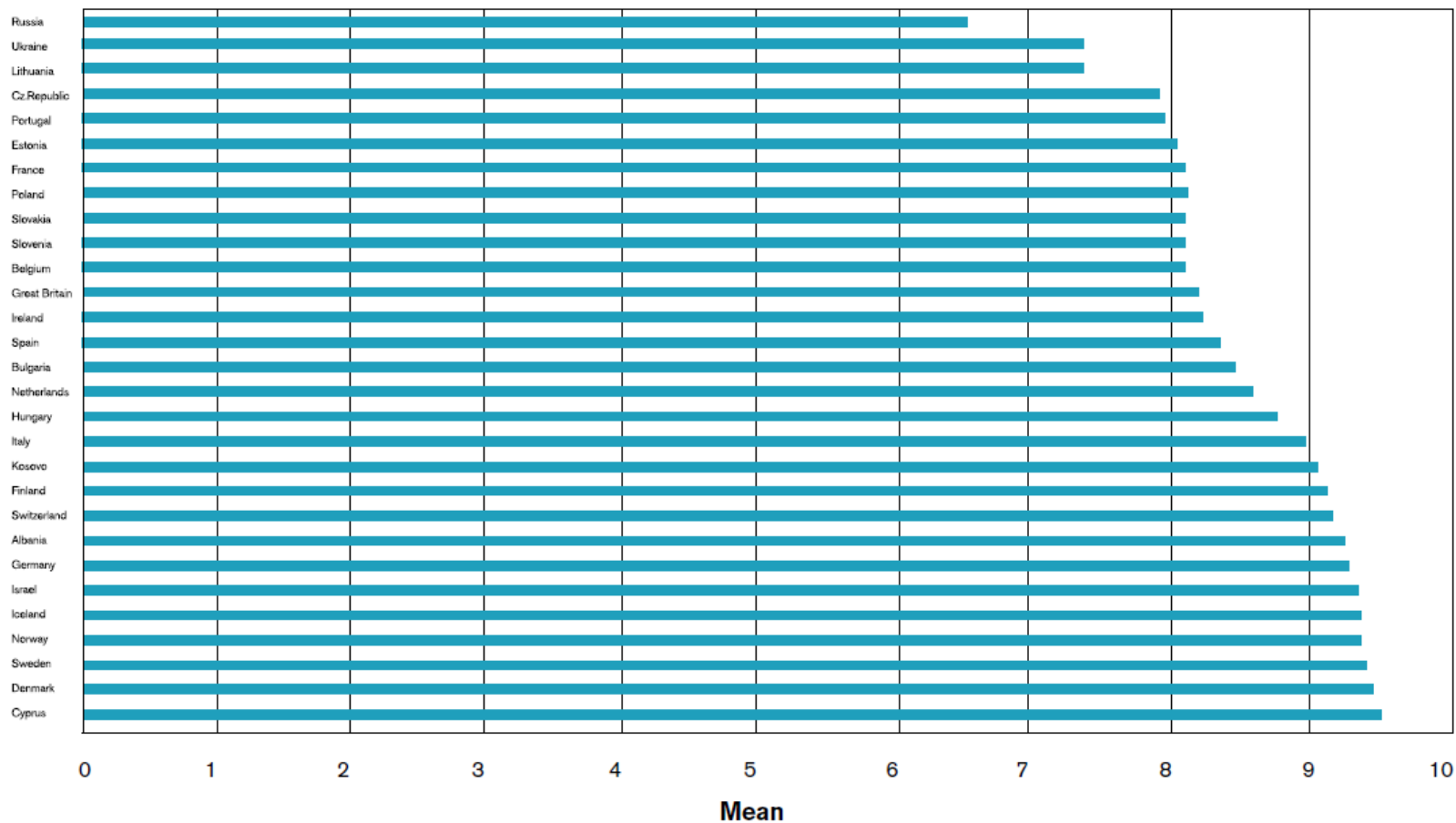
- **Bulgarians were most concerned of 23 European countries about income in old age (ESS3)**
- **Satisfaction with welfare state performance was particularly low in several countries, including Bulgaria, especially with regard to pensioners' standard of living (ESS4)**
- **Bulgarians did not feel that social benefits placed too much strain on the economy compared with other European countries, but feel many people obtain benefits and services to which they are not entitled (ESS4)**

- **In Bulgaria, UK, Spain and Portugal people were positive about their relationships with friends and family (ESS3)**
- **Analysis of ESS3 by the UK's New Economics Foundation revealed an overall index of well-being for each country - Denmark, Switzerland and Norway have the highest levels of overall well-being, while Ukraine, Bulgaria and Hungary have the lowest**
- **Measured again in ESS6: Bulgarians were the least satisfied with life and the least happy of 29 countries across Europe, though they did score better in other areas of well-being**

- **Bulgaria has the 4th highest number of people without internet access (ESS3)**
- **4th lowest number of people using the Internet every day (ESS3)**
- **Respondents were asked about upgrading their skills or knowledge in the previous year - Bulgaria performed the lowest of 23 European countries (ESS3)**

Bulgarian results: Democracy

Figure 2: Perceived importance of living in a democratic country (0-10)

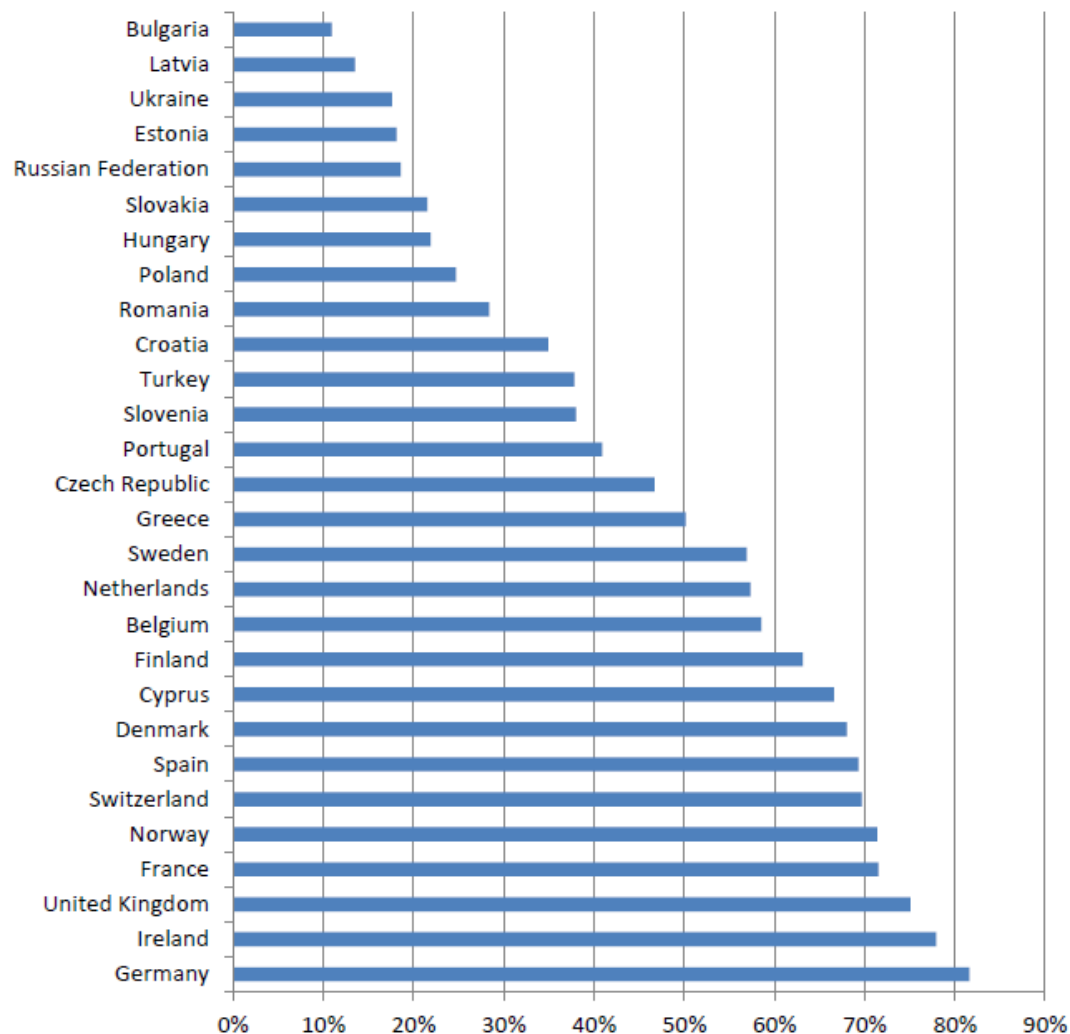


Source: European Social Survey Round 6, 2012

- **14.7% of Bulgarians felt that immigrants should never receive social benefits - the 6th highest of 29 European countries (ESS4)**
- **Bulgarians have the least concern of 29 countries about social benefits encouraging people from other countries to live in Bulgaria (ESS4)**

Bulgarian results: Immigration

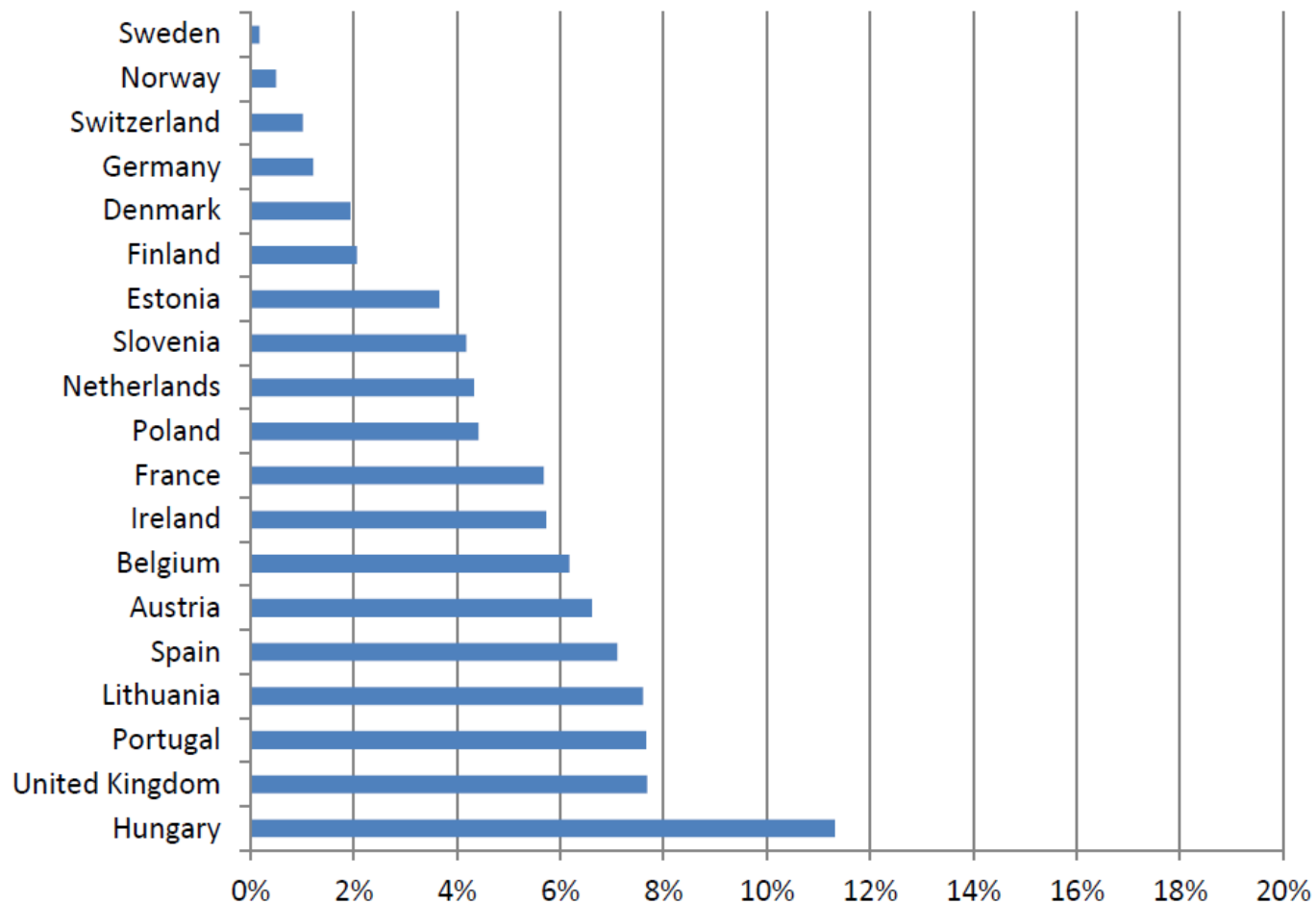
Proportion agreeing that 'social benefits / services encourage people from other countries to come and live here'



ESS ROUND 7 RESULTS

ESS results: Round 7

Opposition to immigration:
Proportion saying 'allow none' on all four items



ESS results: Round 7

Opposition to immigration: Proportion saying 'allow none' from each category

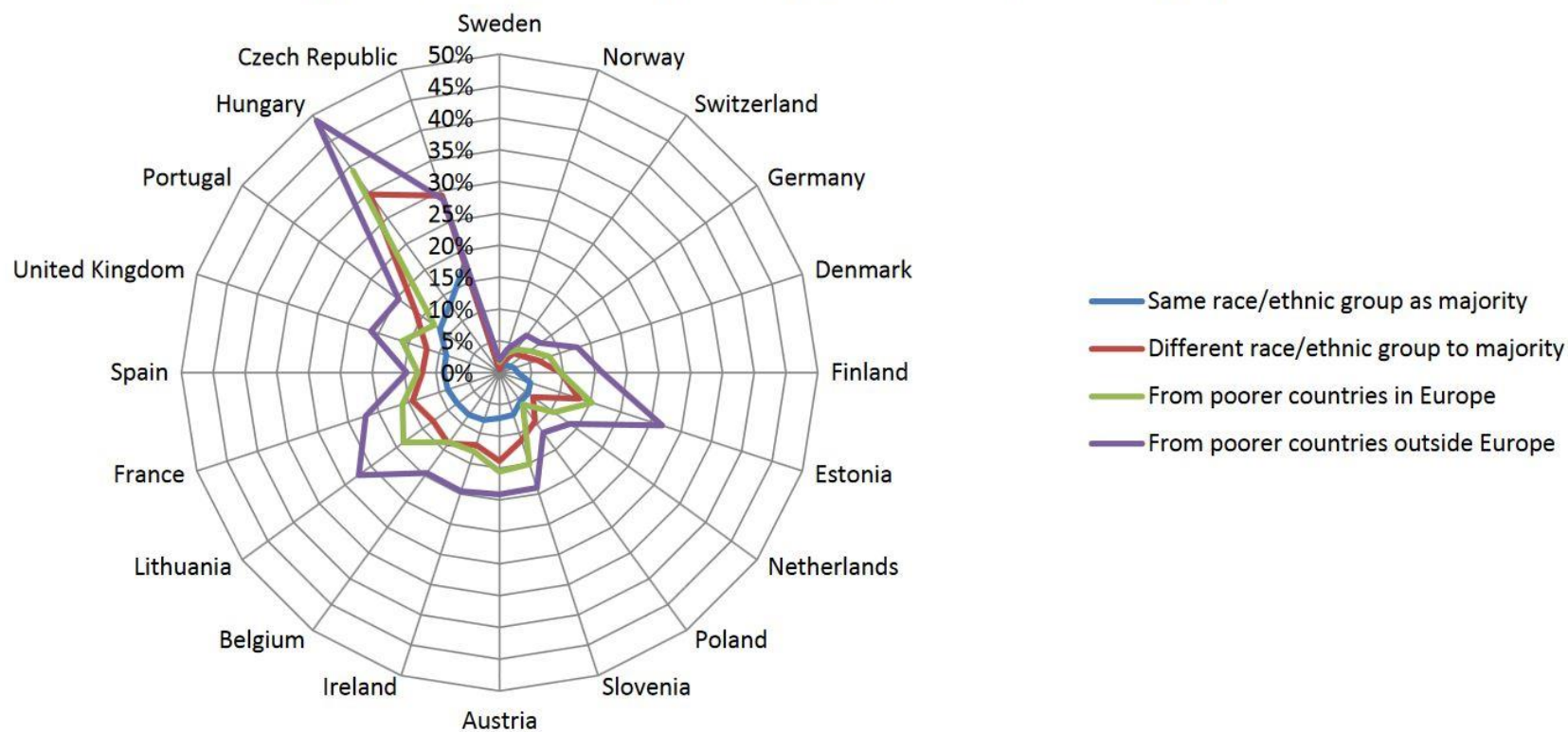
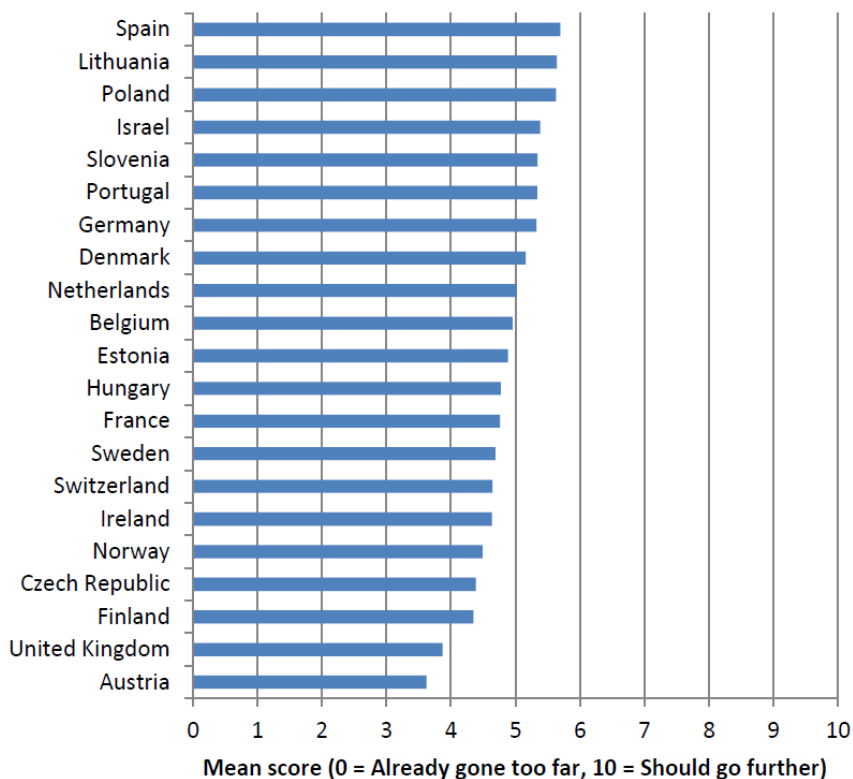


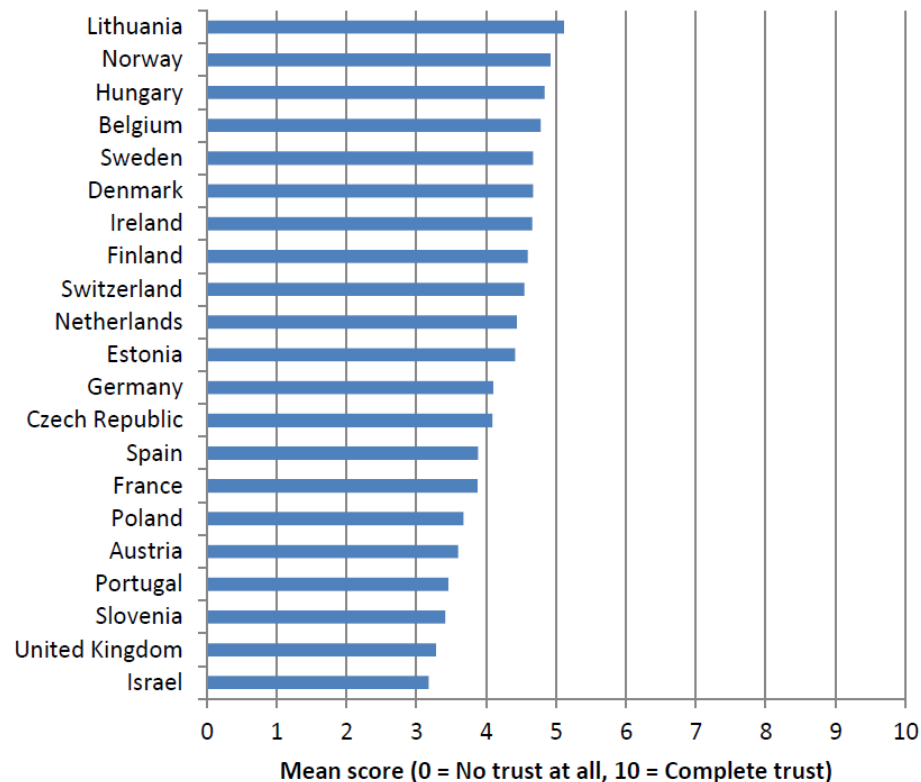
Figure 8: Proportion who responded 'allow none' on each item
Data source: ESS7 (2014-15)

ESS results: Round 7

Should European unification go further or has it already gone too far?

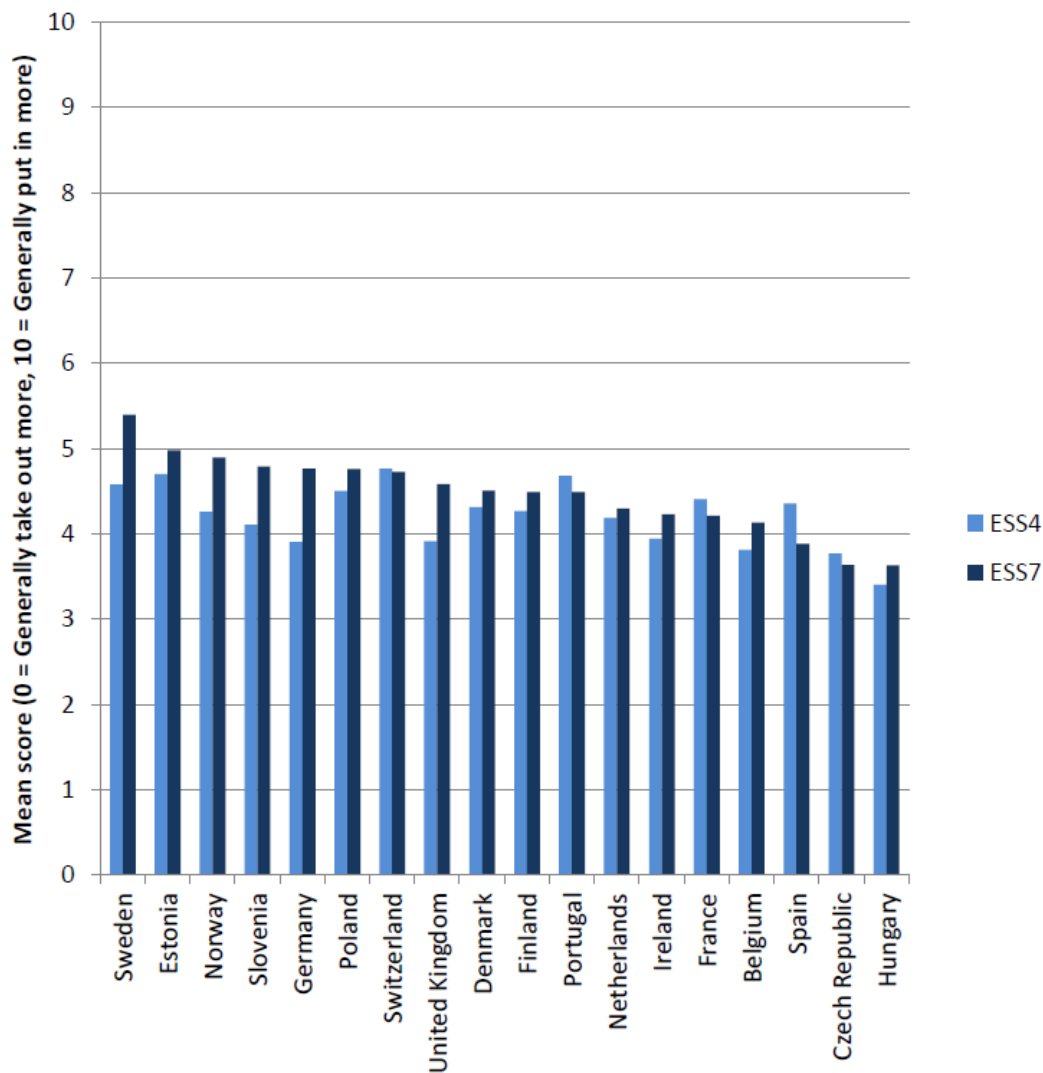


Trust in European Parliament

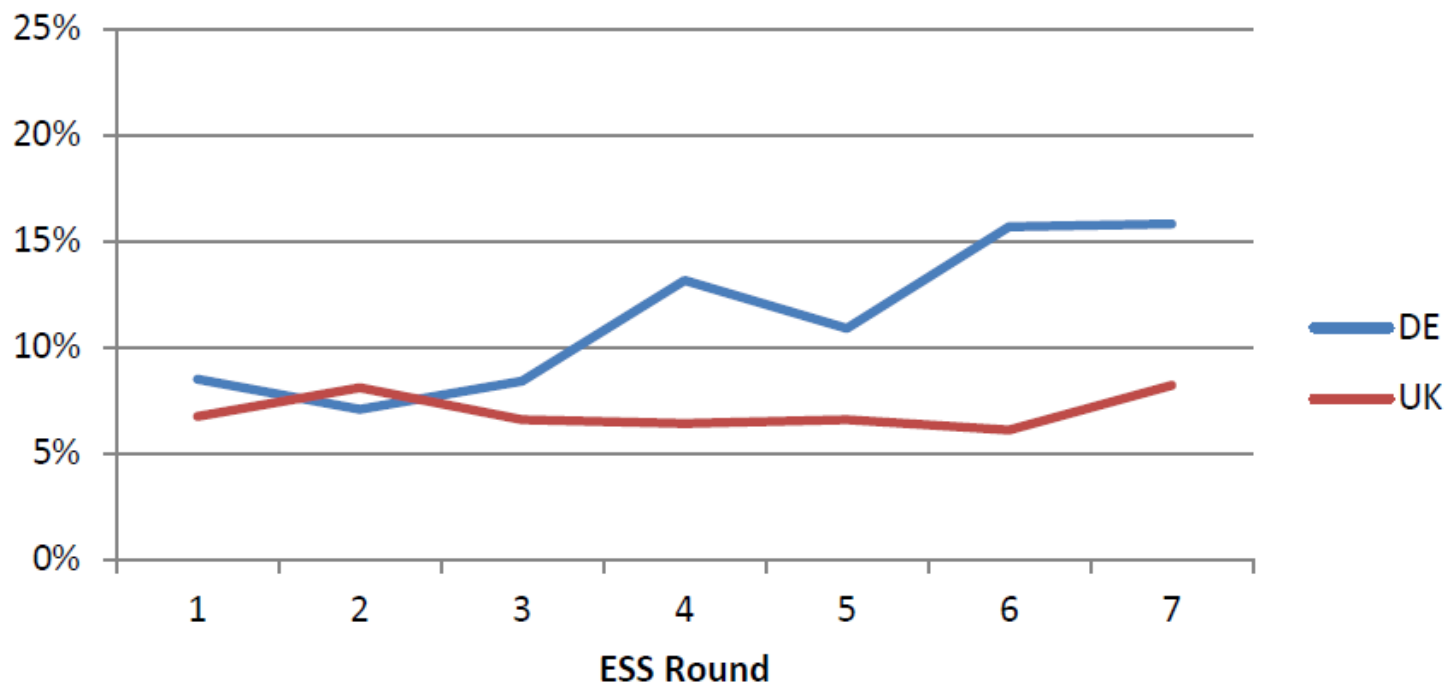


ESS results: Round 7

On balance, do you think people who come here take out more than they put in or put in more than they take out?



Welcoming immigration: Proportion saying 'allow many' of same ethnicity as majority, different ethnicity or from poorer countries outside Europe



Why have an ESS?

“Public attitudes matter in democratic societies. They reflect what citizens believe, want, fear and prefer. They are difficult to measure, are often unexpressed, and cannot be inferred from electoral choices alone. This is why the ESS exists. It is specifically designed to meet the exacting demands of academics, policymakers and civil society alike for rigorous cross national data on social attitudes and behaviour.”

Professor Sir Roger Jowell

1st Director of the European Social Survey

CONTACT

✉ essdata@nsd.no | ess@city.ac.uk

🌐 www.europeansocialsurvey.org

🐦 [@ESS_Survey](https://twitter.com/ESS_Survey)